

con•trast
noun |'kän,trast|
the state of being
strikingly different!

MERT MISER®



CONTRAST THE DIFFERENCE

Merit's new Miser contrast management system provides patient safety with dual one-way check valves, vent filters, and a proprietary ball seat to minimize air from going into the distal tubing. Cost containment is achieved through reduced waste, contrast volume discount pricing, and minimizing time-consuming bottle changes.

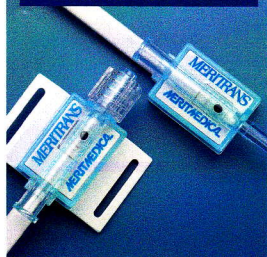
ORDERING INFORMATION

Catalog Numbers	Description
MISER 1	Large Bore Tubing w/o stopcock
MISER 2	Large Bore Tubing with stopcock
MISER 3	Small Bore Tubing w/o stopcock
MISER 4	Small Bore Tubing with stopcock
MISER 5	Miser Contrast Burette Spike Assembly (Must be used in conjunction with the InLine check valve assembly)
K08-00422	InLine Check Valve Assembly Packaged 10 units per box

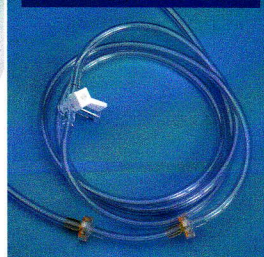
LARGE BORE STOPCOCK



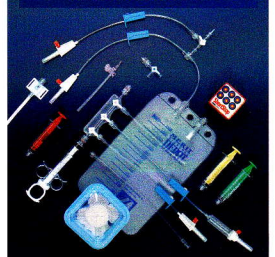
MERITTRANS®



INLINE



MANIFOLD KIT



FEATURES & BENEFITS

FLUID LEVEL MEMORY

Fast-filling flexible chamber automatically refills to maintain pre-established levels

AIR SHUT OFF BALL

Large orange ball minimizes air from entering distal fluid line and offers a highly visible contrast level indicator

DEFLECTOR PLATE

Minimizes potential for air bubbles by directing fluid to the chamber walls

MARQUIS® SERIES STOPCOCK

Stopcock configurations allow labs to drain the distal fluid line eliminating contrast waste



SIMPLIFIED PREPARATION FOUR EASY STEPS!

O.S.C.A.R

- **O**pen vent by aligning vent wings to initiate contrast flow
- **S**queeze burette chamber to expel air and create a vacuum in the chamber
- **C**lose vent by releasing vent wings **A**nd
- **R**elease squeeze of chamber

IMPROVED FUNCTION

- Large inlet and outlet openings with high flow check valves provide faster initial fill and rapid refill
- Unattended air inlet vent is always in the 'off' position; preventing overflow of the burette chamber

